


ELECTRIC SCHOOL BUS NETWORK CALIFORNIA FORUM

**ZESBI Application Information Session
and Technical Assistance**

November 6, 2024



Forum Agenda

- 01.** Application Information Session
- 02.** Technical Assistance: ESB Advisor
- 03.** CARB Clean Truck Check
- 04.** Q&A + Discussion
- 04.** Closing



Meet the ESB Team



Rachel Chard
Deputy Director



Michelle Hanson
Program Manager



Ian Fried
Lead Project Manager



Alise Crippen
Lead Project Manager



Chrystal Ales
Lead Project Manager



Emily Gasca
Lead Project Manager



Sarah Stalcup-Jones
Project Manager



Alberto Santos-Davidson
Project Manager




Liza Walsh
Project Manager



Katelyn Tomaszewski
Project Manager




Skyler Potocek
Project Manager





Electric School Bus Network


The Electric School Bus Network accelerates nationwide school bus fleet electrification through peer-to-peer networking and dialogue-driven forum meetings for school districts, advocacy organizations, government organizations, and industry representatives. The ESB Network provides access to educational tools, resources, and subject matter experts to help **support the electric school bus fleet transition.**




Welcome to the ESB Network California Forum!

Electric School Bus Network Forums Format:

- **What?** Ongoing meetings to discuss school bus electrification
- **Who?** For school bus operators and industry stakeholders
- **When?** Every other month on the first Wednesday of the month at 11:00 AM PT
- **Why?** Ease the transition of the U.S. school bus fleet to electric
- **How?** Facilitate conversations, provide up-to-date information on the industry and funding opportunities, and act as an independent, third-party partner to provide unbiased feedback



ZESBI APPLICATION INFORMATION SESSION



Poll Question 1

- **How did you hear about ZESBI?**
 - Cal Fleet Advisor Program
 - Trade Group Organization
 - Electric School Bus Network
 - Email
 - Social Media
 - This is the first time I've heard of ZESBI

ZESBI Background & Eligibility Overview

ZESBI Background

The Zero-Emission School Bus and Infrastructure (ZESBI) project pairs zero-emission (ZE) school bus vehicle funding offered by the California Air Resources Board (CARB), with charging infrastructure funding offered by the California Energy Commission (CEC).

A total of \$500 million is appropriated by Senate Bill (SB) 114 for ZESBI for Fiscal Year 2023-24.

ZESBI Project Type	Awards
ZE School Bus	<ul style="list-style-type: none">\$375 million is allocated to support the replacement of old school buses with ZE school buses
Charging Infrastructure	<ul style="list-style-type: none">\$125 million is allocated to support complementary infrastructure and associated costs



Eligibility & Requirements

Eligible applicants*:

- California Public School Districts
- California Public Charter Schools
- California Joint Power Authorities (JPAs)
- California County Offices of Education (COEs)

Ineligible applicants:

- Private schools are not eligible applicants
- Charter schools classified as non-classroom-based charter schools as of FY 2021-22 are not eligible.
- Third-party student transportation providers

*** Eligible applicants can contract with third-parties to operate the school buses.**

*** All applicants must serve students within the K-12th grade level.**



Application Prioritization

Applicant Prioritization:

- **Tier 1** - Applicants defined as a small or rural school district, or applicants whose total enrollment is comprised of at least 80% unduplicated pupils
- **Tier 2** - Applicants that serve Disadvantaged Communities (DACs) and/or Low-Income Communities (LICs)
- **Tier 3** - Eligible applicants with an eligible school bus for replacement

***Applicants within each tier will be ranked based on the timestamp of their complete Application Part A submission.**



Eligibility & Requirements

Old School Bus Requirements:

- Chassis must be a 2010 model year or older per the DMV Registration Form.
- Must be applicant owned. The school bus cannot have a lienholder listed on the DMV Registration Form.
- Must have a Gross Vehicle Weight Rating (GVWR) greater than 10,000 pounds.
- Must have a current California Highway Patrol Safety Certification (CHP 292 or equivalent) at time of Application Part A submission. A non-certified school bus will not be able to continue within the application process.
- If the school bus is diesel-fueled and greater than 14,000 pounds GVWR, it must be compliant with the California Truck and Bus Regulation in order to receive a full voucher amount.

Infrastructure Requirements:

- 1 ZESBI funded bus : 1 ZESBI funded charger
 - Charger requests may reflect up to the total number of ZE school buses requested.



ZESBI Application Timelines

	First Application Window	Second Application Window
Application Part A	May 14 - September 30, 2024	October 8 - November 22, 2024
Application Part B	Fall 2024	TBD (30-day window)



ZESBI Application Part A


Application Part A

- **ZESBI Application Part A will remain open until November 22, 2024, at 5:00 pm Pacific Time.**
 - Application link can be found at www.californiahvip.org/zesbi.
- Applicant must submit the following:
 - A Letter of Intent signed by an authorized representative stating the applicant's intent to purchase ZE school bus(es).
 - A current copy of the DMV Registration for each old school bus included in Application Part A.
 - A current copy of the CHP Safety Certification (CHP 292) for each old school bus included in Application Part A. The old school buses must have a current, unexpired, (CHP 292 or equivalent) at time of application submittal.



ZESBI Applicant Portal

- Applicants will be required to create an account to access the application portal.
 1. Select "Not a member?" to be directed to the registration screen.
 2. Enter your name and primary email and select "Sign Up", you will receive a link to your email to create a password and Log In.



The screenshot shows the ZESBI Applicant Portal login interface. At the top center is the ZESBI logo. Below it are two input fields: the first is labeled "Username" and the second is a password field with masked characters. A blue "Log in" button is positioned below the password field. At the bottom of the form, there are two links: "Forgot your password?" and "Not a member?". Below these links is a smaller link that reads "Are you an employee? Login here". The entire interface is set against a dark blue background with rounded corners.

Poll Question 2

- **Have you applied to ZESBI?**
 - Yes
 - Currently working on an application
 - I'm not eligible
 - No, but planning on applying
 - No

ZESBI Application Part B

Application Part B

- ZESBI Application Part B will open in Fall 2024 (for those who applied on or before Sept. 30).
 - Application link can be found at www.californiahvip.org/zesbi.
- Applicant must submit the following school bus documents:
 - **A copy of the current DMV registration with no lienholder listed**
 - **A photograph of the school bus manufacturer's ID tag(s)**
 - **A photograph of the school bus engine plate**
 - **A photograph of the engine block**
 - **A photograph of the side profile of the bus**
 - **California Truck and Bus Regulation Compliance Self-Certification** (Only applicable to diesel-fueled school bus(es), greater than 14,000 pounds GVWR, to be scrapped, not the entire fleet)
 - **Clean Truck Check Certificate** (Only applicants that own non-gasoline and non-electric vehicles (including school buses) with a gross vehicle weight rating (GVWR) more than 14,000 pounds)

*The above items must be provided for each approved scrappage vehicle when applicable.



Application Part B

- Applicants should be prepared to provide the following basic information about their planned infrastructure:
 - **Project site address(es)**
 - **Estimated Quantity and Type of Chargers** (e.g., two DCFCs, one L2 charger, one bidirectional DCFC).
 - **Confirmation that you have reached out to and are working with your utility** to verify they can provide the necessary power at your chosen project site(s). Examples of confirmation include the following documentation:
 - Notice that the project site is being assessed for energy load capacity, or notice that you are coordinating with your utility.
 - Copy of request for new service from your local utility containing ticketed request. This may also entail communications with your utility asking for new service.
 - Proof of participation in available utility make-ready funding.

Application Part B

Application APP-000413

Status: New

Submit Application



[Instructions](#)

[Questionnaire](#)

[Address](#)

[Project Documents](#)

[School Buses](#)

- To complete your application, please begin by compiling the following documentation below:
 - **Board Resolution:** One ZESBI School Board Resolution template must be completed, approved, and signed by a school district or governing board. If the [ZESBI School Board Resolution template](#) cannot be utilized, please see the California Air Resources Board's ZESBI Incentives Implementation Manual for more details: [Final-FY23-24-ZESBI-Implementation-Manual.pdf](#) ([californiahvip.org](#))
 - **TRUCRS ID number:** You will need to provide your TRUCRS ID number. To find your TRUCRS ID number or sign up for a number, please utilize the following resources:
 - TRUCRS Login: https://ssl.arb.ca.gov/trucrs_reporting/login.php
 - 2024 TRUCRS Online Reporting Guide: https://ww2.arb.ca.gov/sites/default/files/2023-12/TRUCRS_Online_Reporting_Guide.pdf
 - CARB Truck and Bus Reg: <https://ww2.arb.ca.gov/our-work/programs/truck-and-bus-regulation>
 - The TruckStop: <https://ww2.arb.ca.gov/sites/default/files/truckstop/tb/truckbus.htm>
 - **Confirmation that you have reached out to and are working with your utility** to verify that the utility can provide the necessary power at the chosen project site(s). Examples of confirmation may include one of the following:
 - Notice that the project site is being assessed for energy load capacity, or notice that you are coordinating with your utility.
 - Copy of request for new service from your local utility containing ticketed request. This may also entail communications with your utility asking for new service.
 - Proof of participation in available utility make-ready funding.

Utility Coordination – Instructions

Examples of confirmation may include one of the following:

- Notice that the Project (Infrastructure) Site is being assessed for energy load capacity, or notice that you are coordinating with your utility.
- Copy of request for new service from your local utility containing ticketed request. This may also entail communications with your utility asking for new service.
- Proof of participation in available utility make-ready funding program.

California Truck and Bus Regulation – Instructions

You will need to provide your TRUCRS ID number. To find your TRUCRS ID number or sign up for a number, please utilize the following resources:

TRUCRS Login: https://ssl.arb.ca.gov/trucrs_reporting/login.php

- 2024 TRUCRS Online Reporting Guide: https://ww2.arb.ca.gov/sites/default/files/2023-12/TRUCRS_Online_Reporting_Guide.pdf
- CARB Truck and Bus Reg: <https://ww2.arb.ca.gov/our-work/programs/truck-and-bus-regulation>
- TruckStop: <https://ww2.arb.ca.gov/sites/default/files/truckstop/tb/truckbus.htm>

General Instructions:

When you have completed all required fields and saved your responses, please proceed to the next tab, “Address.”

*** 1. Please confirm that you have reached out to and are working with your utility to verify they can provide the necessary power at your chosen project site:**

Yes

No

*** 2. Utility**

Other ▲
▼

*** 2a. Utility name** ⓘ

Utility

*** 3. Are you participating in your utilities' make ready program?**

All project location(s) submitted in Application Part A will appear here.

If Applicants need to add additional Project (infrastructure) Site Addresses, they may be added here, by selecting “New.”

Applicants may enter multiple Project (infrastructure) Site addresses in this tab, if needed.

If you do not need to add an additional Project (infrastructure) Site Address, please proceed to the next tab, “Project Documents.”

Note: Applicants will not be able to edit the other existing project location(s) in the portal (main office/headquarters address, mailing address and domicile address). If there are corrections that need to be made to any of those addresses in this stage, please reach out to schoolbusteam@calstart.org.



Application Locations (6)

New

Location Name	Type	Main Office is same as Mailing Address	Main Office is same as primary domicile	
LOC-0000036	Main Office/Headquarters	<input checked="" type="checkbox"/>	<input checked="" type="checkbox"/>	▼
LOC-0000487	Main Office/Headquarters	<input type="checkbox"/>	<input type="checkbox"/>	▼
LOC-0000486	Main Office/Headquarters	<input type="checkbox"/>	<input type="checkbox"/>	▼
LOC-0000037	Domicile	<input type="checkbox"/>	<input type="checkbox"/>	▼
LOC-0000042	Domicile	<input checked="" type="checkbox"/>	<input checked="" type="checkbox"/>	▼
LOC-0000466	Project (Infrastructure) Site	<input type="checkbox"/>	<input type="checkbox"/>	▼

[View All](#)

Applicants will be able to view documents that were uploaded during Application Part A (e.g., Letter of Intent). Applicants will not be able to edit the existing documents in the portal. No further action is needed for the existing documents that have been processed and approved.

Applicants will need to submit the following additional documents for Application Part B:

- Board Resolution ([ZESBI-Board-Resolution-Template.pdf](#))
- Proof of utility coordination
- Proof of Make Ready Participation (if applicable).

To upload each document, please select the **Document Number** to access the document upload screen. Once you have uploaded your documents and returned to the application screen, please proceed to the next tab, **“School Buses.”**



Supporting Documents (4)

Document Number	Document Name	Status	
DN0003100	Letter of Intent	Approved	▼
DN0003107	Proof of Utility Coordination	Pending Review	▼
DN0003108	Board Resolution	Waiting for Upload	▼
DN0003123	Proof of Make Ready Participation	Waiting for Upload	▼

[View All](#)

School Bus Documentation Instructions:

Please select the linked **Scrappage Vehicle Name** to access the Supporting Documents upload screen.

For each vehicle you will be required to upload:

- **A photograph of the school bus manufacturer's ID tag(s):** The photograph(s) must legibly depict the Vehicle Identification Number (VIN) and Gross Vehicle Weight Rating (GVWR). [See example](#)
- **A photograph of the school bus engine plate:** The photograph must legibly depict the engine serial number. [See example](#)
- **A photograph of the engine block:** [See example](#)
- **A photograph of the side profile of the school bus:** [See example](#)
- **California Truck and Bus Regulation Compliance Self-Certification:** Only applicable to diesel-fueled school bus(es), greater than 14,000 pounds GVWR, to be scrapped, not the entire fleet. You do not need to complete the certification if your application only proposed to scrap gasoline, natural gas, or propane fueled school buses, or school buses are under 14,001 pounds GVWR. A TRUCRS (Truck Regulation Upload, Compliance and Reporting System) self-certification is available in the ZESBI application portal. For more information, [please see here](#). In cases where the old school bus is not compliant, a \$20,000 incentive deduction will be applied per non-compliant school bus.
- **Clean Truck Check Certificate:** Only applicants that own non-gasoline and non-electric vehicles (including school buses) with a gross vehicle weight rating (GVWR) more than 14,000 pounds are required to submit their Clean Truck Check Compliance Certificate which can be obtained through the [Clean Truck Check Reporting Database](#).

Note: If you are proposing to scrap **more than 10 school buses**, you may need to select “**View All**” to see all of your buses.

General Instructions:

Upon uploading all Supporting Documents, select the linked **Application** number, or select the **Back** button on your device to return to the application screen. **Repeat for each bus until you have uploaded all the Supporting Documents for each old school bus you intend to scrap.**

Once you have filled out all fields in each Application Part B tab, select “Submit Application”. If you have not filled out one or more fields, you will receive instructions to complete those fields before you can successfully submit your application.

Once you successfully submit your application, you will receive an email to the primary email that you provided (in Application Part A), confirming receipt of your application submission.

Scrappage Vehicles (1) New			
Scrappage Vehicle Name	Bus Make/Manufacturer	Bus Model	Bus Number
SV-001283	Make 1	Model 1	94387539483fh ▼
View All			



Application

[APP-000404](#)

Applicants will be able to view documents that were uploaded during Application Part A (e.g., DMV Registration and CHP 292). Applicants will not be able to edit the existing documents in the portal or the scrapage vehicle details on the left pane. No further action is needed for the existing scrapage vehicle details and documents that have been processed and approved by ZESBI Staff.

1. Select the linked **Document Number** under “**Supporting Documents**” to upload any documents which are “waiting for upload”. **If necessary, please click “View All” under Supporting Documents to see a full list of documents.**
2. After you select the **Document Number**, the system will instruct you to “**Add Files**” to upload the document type you selected.
3. After uploading your document, select the **Scrapage Vehicle link** or select the **Back** button on your device to return to the old school bus profile and upload any additional documents waiting for upload.
4. Select the **Application Number** or select the **Back** button again to get back to the application screen.

You may repeat these steps above until all documents for each eligible scrapage vehicle has been uploaded.

Diesel-fueled school bus(es), that are greater than 14,000 pounds GVWR, must be compliant with the California Truck and Bus Regulation in order to receive a full incentive amount. In cases where the old school bus is not compliant, a \$20,000 incentive deduction will be applied per non-compliant school bus.

To maintain compliance with the CA Truck and Bus Regulation, school buses must have a diesel particulate filter (DPF) installed or operate less than 1,000 miles per calendar year (low use). Please [see here](#) for more information.

*I certify that this school bus is compliant with the California Truck and Bus Regulation:

Yes

Submit

Scrapage Vehicle Name

SV-001283

Bus Make/Manufacturer

Make 1

Bus Model

Model 1

Model Year ¹

2000

Bus Fuel Type

Diesel

Supporting Documents (6+)

Document Num...	Document Name	Status
DN0002995	CHP Certification	Pending Review
DN0002996	DMV Registration -...	Pending Review
DN0003002	Photograph - Manu...	Waiting for Upload
DN0003003	Photograph - Engin...	Waiting for Upload
DN0003004	Photograph - Engin...	Waiting for Upload
DN0003005	Photograph - Side ...	Waiting for Upload
View All		

Learn more at:


californiahvip.org/ZESBI

Questions?

SchoolBusTeam@CALSTART.org



TECHNICAL ASSISTANCE: ESB ADVISOR



Cal Fleet Advisor

- Offering **free technical assistance** to California fleets transitioning to zero-emissions
- For fleets of **any size, any stage** of electrification
- Can assist with finding **charger options**



Personal
Advisor



Information & Resources



Fleet Transition Planning



Incentive Guidance



Industry & Peer Referrals



Deployment Optimization

Infrastructure Considerations

1. Working with your utility

- Double check site capacity, expected installation timelines, and if upgrades are needed

2. Interoperability

- ESB networking and software components are not standardized
- Confirm compatibility with OEM and charger provider


3. Charger options

- **Managed charging**
- **Charging as a Service**



Sign up or Learn more at:
www.calfleetadvisor.org/esb

CARB CLEAN TRUCK CHECK OVERVIEW





Clean Truck Check

Clean Truck Check: Overview

- Nearly all on road heavy-duty vehicles with a gross vehicle weight rating over 14,000 pounds operating in California must comply.
- This includes all diesel, hybrid, and alternative fuel vehicles.
- **Zero-emission and gasoline heavy-duty vehicles are exempt.**

Example Regulated Vehicles

Don't let the name fool you—Clean Truck Check applies to more than just trucks. Regulated vehicles include:

- **School buses**
- Cargo vans
- Trucks
- Agricultural vehicles
- Transit Buses
- Tow trucks
- Personal vehicles



Clean Truck Check: How to Comply

1. Register & report vehicles in CTC-VIS
2. Pay the annual compliance fee per vehicle
3. Submit passing emissions compliance tests



Reporting in CTC-VIS

- Vehicle owners are required to report via the **Clean Truck Check, Vehicle Inspection System (CTC-VIS)** at <https://cleantruckcheck.arb.ca.gov/>
 - Create an account in the CTC-VIS database
 - Enter fleet and vehicle info
 - Pay required annual compliance fees
- Vehicle compliance requirements can be checked on CTC-VIS
 - CTC-VIS will send out a monthly summary email notification for the fleet/vehicles' that have upcoming deadlines in the next 90 days

Reporting in CTC-VIS

Welcome to the California Clean Truck Check, Vehicle Inspection System (CTC-VIS) Portal

The California Air Resources Board (CARB) is the primary state agency responsible for actions to protect public health from the harmful effects of air pollution.

The new CTC-VIS program is our newest of these approaches, with which we will realize substantial emissions reductions from the heavy-duty vehicle sector and reduce the risk of harmful criteria pollutant exposure to all individuals living in California.

Log In



Log in to manage your fleet, make payments, and view reports.

Register



Register to manage your fleet, make payments, and view reports.

User/Owner Registration

Form Navigation ?

1. Form Information

Form Information [Hide Form Navigation]

Completing this form will create a new user and a new Entity account. If you have already registered an Entity account in the system, please login instead of completing this form. Otherwise, enter your email address below to proceed.

Please select the appropriate user account you are trying to register as: *Indicates Required Field

Account Type *

Username *

Re-enter User Name to Confirm *

[Conditions of Use?](#) [Privacy Policy?](#) [Accessibility?](#)

Annual Compliance Fee

- Pay the annual compliance fee for each vehicle via CTC-VIS
- Current annual fee will be adjusted with California Consumer Price Index (CCPI)
- Payments via credit card, debit card, or e-check
 - Paper checks will not be accepted
- Batch payment option available

Emissions Compliance Testing: Semi-Annual

Applies to most vehicles

- **1st Deadline:** DMV registration due date
- **2nd Deadline:** 6 months from the DMV registration due date
- DMV exempt plated vehicles' compliance deadlines are based on the last number of the vehicle's vehicle identification number (VIN)
- Compliance tests can be submitted no sooner than 90 days prior to a deadline


Compliance Test Methods

- **OBD vehicles**
 - ≥ 2013 MY diesel or diesel hybrid engines
 - ≥ 2018 MY alternative fuel or hybrid alternative fuel engines
- **Non-OBD vehicles**
 - Opacity test
 - Vehicle emissions control equipment
 - Visual and functional inspection
 - Only visual inspection for alternative fuel vehicles



OBD Testing Devices

- Only CARB-approved OBD test devices can be used for Clean Truck Check compliance tests
- CARB-approved OBD test devices are posted on the Clean Truck Check website




The screenshot shows the 'CLEAN TRUCK CHECK' logo at the top left. Below it, the heading 'OBD Test Devices' is underlined. Under the heading, there is a 'CONTACT' section with the text 'Clean Truck Check (HD I/M)' and 'Email hdim@arb.ca.gov'. To the right of the contact information, there is a paragraph of text: 'The California Air Resources Board (CARB) has issued Executive Orders (EO) for the following devices that meet the requirements for periodic On-Board Diagnostic (OBD) vehicle emissions testing starting in 2024 as specified in Title 13, California Code of Regulations (CCR), Section 2196.3(a)(1) and (2) of the Heavy-Duty Inspection and Maintenance (HD I/M) Regulation. Only CARB-certified OBD test devices can be used when performing periodic compliance tests on eligible vehicles for Clean Truck Check.' Below this paragraph, there is another paragraph: 'Please reach out directly to device vendors to purchase CARB-certified OBD test devices for your vehicles/fleet. This list is subject to change and CARB will include additional certified test devices when vendors complete the certification process and are issued an EO for their device.'

CTC Credentialed Testers

- Only credentialed testers can submit compliance tests
- For-hire credentialed testers are listed on the CARB website
- Anyone can become a credentialed tester by completing the no-cost training course and exam
- **Credentialed testers must also create a tester account in CTC-VIS**
- No certification required for telematics service using CARB-verified OBD device

CTC Credentialed Testers

 ABOUT OUR WORK RESOURCES SERVICES RULEMAKING NEWS EQUITY

REGISTRATION FORM

Please provide the following information to register for access to CARB's "Tester Training for California's Heavy-Duty Inspection and Maintenance Program" and to take the exam to become a Credentialed HD I/M Tester.

First Name *

Please enter your First Name

Last Name *

Please enter your Last Name

Email address *

Please provide a valid email address. All emails sent from the HD I/M Tester Training Course and Exam system will be sent to the email address you provide.

Credentialed HD I/M Tester List

Please check this box if you want your name and contact information to appear on CARB's list of Credentialed HD I/M Testers made available to the public. CARB recommends you make your information available if you want to offer for-hire HD I/M testing services to fleet and vehicle owners.

Phone number *

Please format phone number as: XXX-XXX-XXXX

Name of Business

Physical Address *

CARB Credentialed Testers Available for Hire
Last updated October 28, 2024

State: [All] City, State Zip: [All] OBD Testing Capability: [All]

County (State): [All] Name of Business: [All]

First Name	Name of Business	Contact	City, State Zip	County (State)	OBD Testing ..
Freddy	United Road	Freddy1991carrasco@gmail.com 201-456-2905	Newark, NJ 07104	Essex County (NJ)	No
Ramsingh	Penske Truck Leasing	Ramsingh.singh@penske.com 201-257-8455	Hasbrouck Heights, NJ 07604	Bergen County (NJ)	No
Jonathan	Not Available	Jon.actionmarketing@gmail.com 541-285-6093	Columbia, NJ 07832	Warren County (NJ)	Yes
Richard	United Road	Richardhollandjr@gmail.com 609-284-8517	Willingboro, NJ 08046	Burlington County (NJ)	No
Ernesto	Tci	Sernestomusic@gmail.com 562-685-4530	New York, NY 10128	New York County (NY)	Yes
Daniel	Circle M Truck Repair	Danielmcafee0120@gmail.com 861-703-5431	Brooklyn, NY 11203	Kings County (NY)	No
Bojana	Forward Thinking	Bojana.obrenic@ftsgps.com 516-629-4999	Jericho, NY 11753	Nassau County (NY)	No
David	Forward Thinking Systems Llc	David.isler@ftsgps.com 516-629-4999	Jericho, NY 11753	Nassau County (NY)	No
Matthew	Not Available	Matthew.lehman@penske.com 516-207-5288	Clifton Park, NY 12025	Saratoga County (NY)	No

[View on Tableau Public](#) [Share](#)

Compliance Certificates


- Your compliance certificate for compliant fleets or individual vehicles will be available to download in your CTC-VIS account
- Your compliance certificate will be available for you after your payment has been processed.
 - 1-2 business days for Credit and Debit card payments
 - Up to 7 business days for eChecks.
- Refer to the online user guide for step-by-step instructions

Clean Truck Check (HD I/M) Resources

- Homepage: <https://ww2.arb.ca.gov/our-work/programs/heavy-duty-inspection-and-maintenance-program>
- CARB approved OBD devices: <https://ww2.arb.ca.gov/our-work/programs/inspection-and-maintenance-program/obd-test-devices>
- List of smoke meter manufacturers: <https://ww2.arb.ca.gov/our-work/programs/heavy-duty-diesel-inspection-periodic-smoke-inspection-program/smoke-meter>
- CARB-Credentialed Tester Training Registration Form: <https://ww2.arb.ca.gov/user/quiz/register>
- For Hire Credentialed Testers Page: <https://ww2.arb.ca.gov/our-work/programs/inspection-and-maintenance-program/credentialed-hd-im-tester-public-list>
- CTC-VIS: <https://cleantruckcheck.arb.ca.gov/>
- CTC-VIS Online User Guide: <https://ww2.arb.ca.gov/clean-truck-check-vehicle-inspection-system-ctc-vis-online-user-guide>
- Questions? Contact HDIM@arb.ca.gov

Any Questions?

Please raise your hand or type your questions for our speakers in the chat!



Save the Date!

- Forum recap email | Friday, November 8
 - Recording of the meeting
 - Copy of the slide deck
- ESB Network Newsletter | Tuesday, November 12
- **The January California Forum is canceled!**
- Mark your calendars for the next California Forum:
 - Wednesday, March 5, 2025, from 11:00 AM–12:00 PM PST
- Please email schoolbusteam@calstart.org with questions

